

D9mm 808nm IR Laser Line Module

Application

Industrial Areas / Laser Sensing and Imaging/ Laser Detection


Laser Scan / Medical / Biochemical

Property

Wavelength Range = 808nm

Introduction

We created high stability and quality infrared laser line modules that are successfully applied in industry, laser detection, biomedical, medicine etc. LM9 laser line module series are distinguished by its good quality, high MTTF, good stability and reliability, also wide wavelength selection and custom made as requirements.



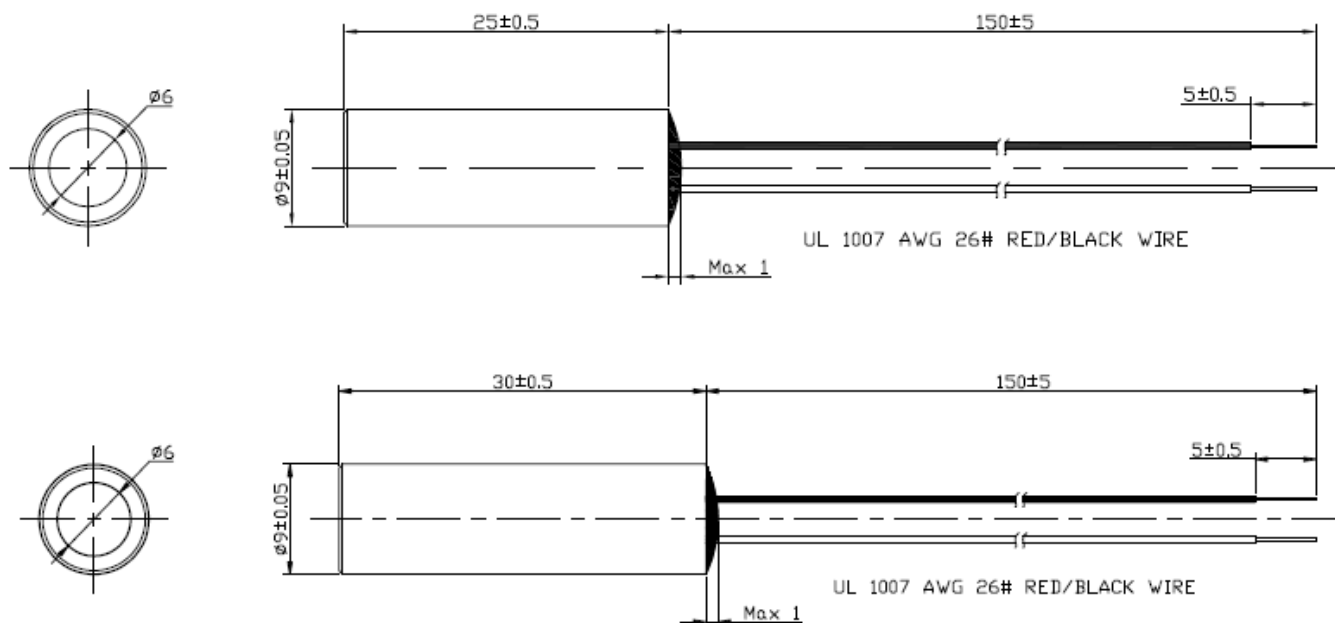
Specifications(T=25°C)

Items	Symbols	LM9IR808S30L /C LM9IR808S50L /C	LM9IR808H50L /C LM9IR808H100L /C
Mode		CW	CW/PWM(Pulse Width Modulation)
Wavelength	λ	808nm	808nm
Lens		PMMA	Glass
Spot	L/C	Line/Cross Line	Line/Cross Line
Span angle	L C	40°, 60°, 90°, 110° 15°, 50°	40°, 60°, 90°, 110° 15°, 50°
Line width		<3.5mm at 300mm	<2.5mm at 300mm
Diameter x Length	$\Phi \times L$	9x25 mm	9x30 mm
Output Power	Po	<30mW, <50mW	<50mW, <100mW
Power Stability		<10%	<5%
Divergence Angle	mrad	<1	<0.7
Operating Voltage(DC)	Vo	3V / 5V	3V / 5V
CW Operating Current	Io	150~170mA, 200mA max	200~250mA, 280mA max
Operating Temperature	To	-10°C ~ +40°C	-10°C ~ +40°C
Storage Temperature	Ts	-40°C ~ +80°C	-40°C ~ +85°C
Housing Material		Brass	Aluminum
Mean time to failure		>5000 hrs	>8000 hrs



ATTENTION – Observe Precautions For Handling – Electrostatic Sensitive Device

Outline Dimensions




Spot size Define

LM9 series Line Shape at 300mm



LM9 series Cross Line Shape at 300mm



Power Stability

The actual output power will be between the range 2.5mW to 3.5mW, but once you make sure the value, for example, $3\text{mW} \pm 0.15\text{mW}$ or $3.2\text{mW} \pm 0.16\text{mW}$ in the $25\text{ }^{\circ}\text{C}$ temperature. Then the power stability represents 5%.

Spot size

The spot size is defined as a Gaussian beam. In optics, a Gaussian beam is a beam of electromagnetic radiation whose transverse electric field and intensity (irradiance) distributions are well approximated by Gaussian functions. Many lasers emit beams that approximate a Gaussian profile, in which case the laser is said to be operating on the fundamental transverse mode, or "TEM00 mode" of the laser's optical resonator. When refracted by a diffraction-limited lens, a Gaussian beam is transformed into another Gaussian beam (characterized by a different set of parameters), which explains why it is a convenient, widespread model in laser optics.

Mean time to failure (MTTF)

Mean time to failure (MTTF) is the length of time a device or other product is expected to last in operation. MTTF is one of many ways to evaluate the reliability of pieces of hardware or other technology. It's important to note, however, that the mean time to failure metrics provided by companies regarding specific products or components may not have been collected by running one unit continuously until failure. Instead, MTTF data is often collected by running many units, even many thousands of units, for a specific number of hours.

Laser Safety

The light emitted from these devices has been set in accordance with IEC60825. However, staring into the beam, whether directly or indirectly, must be avoided.

Class I

The maximum permissible exposure(MPE) cannot be exceeded, it includes High-power lasers within an enclosure that prevents exposure to the radiation and that cannot be opened without shutting down the laser. For example, a continuous laser at 600nm can emit up to 0.39mW, but for shorter wavelengths, the maximum emission is lower.

Class II

“Caution”, visible laser light less than 1.0mW. Considered eye safe, normal exposure to this type of beam will not cause permanent damage to the retina.

Class IIIA

“Danger”, visible laser light between 1.0mW and 5.0mW. Considered eye safe with caution. Focusing of this light into the eye could cause some damage.

Class IIIB

“Danger”, infrared(IR), and high power visible lasers considered dangerous to the retina if exposed. NB: it is important to note that while complying with the above classifications, unless otherwise stated. Our laser diode products are not certified and are designed solely for use in OEM products. The way in which device is used in the final product may alter its original design classification, and it is the responsibility of the OEM to ensure compliance with the relevant standards.

Specifications are subject to change without notice.

